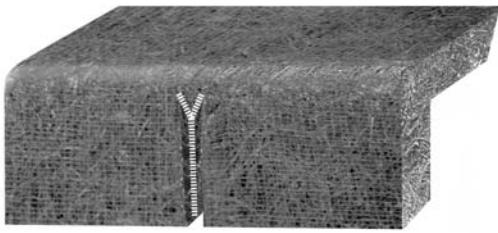


Rain Flow


TOTAL GUTTER PROTECTION™

Rain Flow Installation Guide



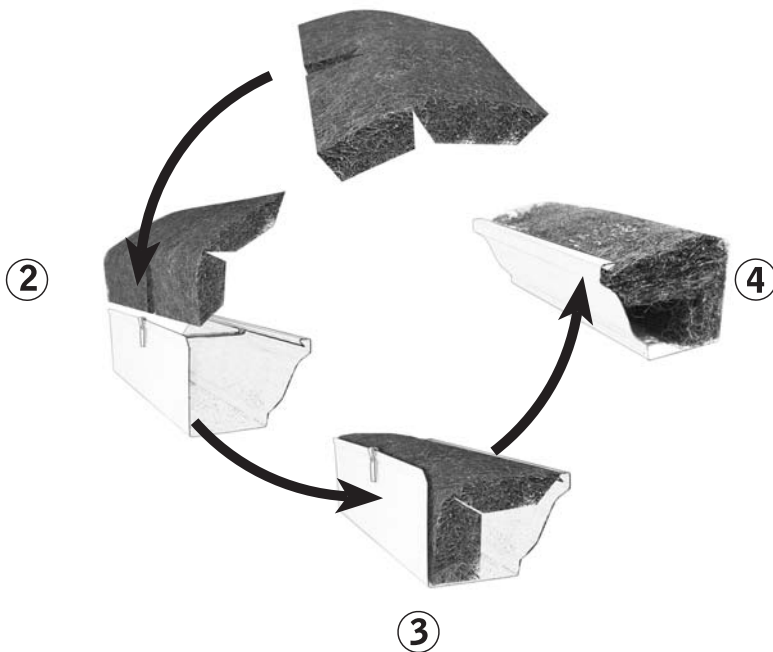
Using scissors:

make a "Y" cut to install Rain Flow over hidden hanger





Outside Corner

①



Inside Corner



Gutters must be thoroughly cleaned before installing Rain Flow. Downspouts must be clear. Flush each downspout with a hose to make sure downspout is clear. Clogged downspouts will cause gutters to overflow.

Rain Flow can be cut with heavy-duty scissors such as FISKARS 9" SERRATED SHOP SHEARS. These are available at most tool outlets or www.fiskars.com.